




# SB-70 Series

Patent No.: 0500971.3 / ZL200530016183.8



SB-70



SB-70

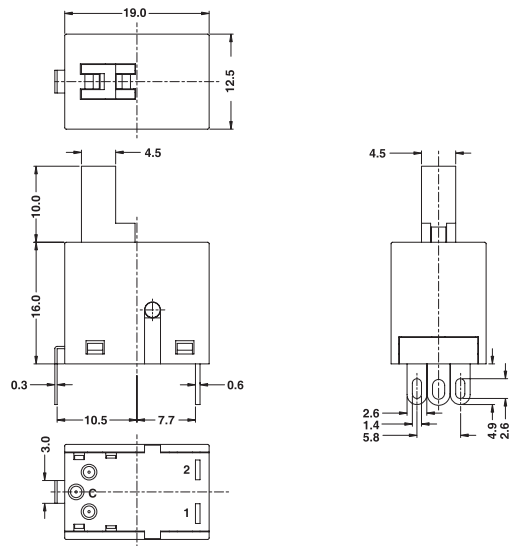
## Specifications:

3(1)A	250VAC	T85
6(4)A	250VAC	T85
10(3)A	250VAC	T85

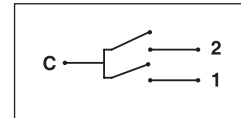
5E4



3A	250VAC	T85
6A	125VAC	
6.5A	250VAC	T85
13A	125VAC	



CIRCUIT DIAGRAM



PUSH SWITCH

## SB-70

2		H		BK		BK		1		S	
<b>Circuit</b>		<b>Current</b>		<b>Base Color</b>		<b>Knob Color</b>		<b>Knob Type</b>		<b>Terminal Type</b>	
1	01	S	3(1)A 250VAC	BK	Black	BK	Black	1	10.0	4.5	4.5
2	02	6A	125VAC								
3	03	H	10(3)A 250VAC								
More		6(4)A	250VAC 5E4								
		13A	125VAC								

**CIRCUIT OPTIONS:**

**CIRCUIT: 01**

POSITION	ELECTRIC CIRCUIT	
	C-1	C-2
1		
2	●	●
3		●

**\*CIRCUIT: 02**

POSITION	ELECTRIC CIRCUIT	
	C-1	C-2
1		
2	●	
3		●

**\*CIRCUIT: 03**

POSITION	ELECTRIC CIRCUIT	
	C-1	C-2
1		
2	●	
3	●	●

For more circuit options, please call factory  
\*With production mould.