



# SB-52 Series

Patent No.: 0412264.6 / ZL 200430113085.1 / US D511,504S



## Specifications:

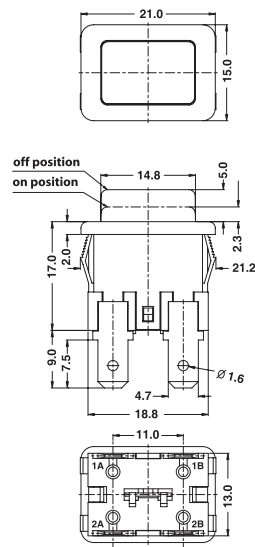
10(6)A 250VAC T105 5E4  
16(6)A 250VAC T105



10A 250VAC T105  
16A 125VAC T105  
1/2HP 250VAC T105  
1/4HP 125VAC T105

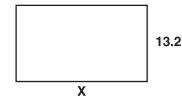


PUSH SWITCH

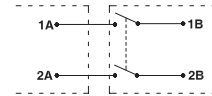


Suggested panel hole size

Panel thickness	X
0.75-1.25	19.2
1.25-2.0	19.4
2.0-3.0	19.6



CIRCUIT DIAGRAM



## SB-52

Function	No. of Poles	Current	Base Color	Knob Color	Base Type	Knob Type	Terminal Type	Lamp Voltage	Internal Use Only				
A ON-OFF w/lock	1 Single	L 16(6)A 250VAC	BK Black	BK Black				0 None					
D (ON)-OFF	2 Double	10(6)A 250VAC 5E4	WT White	WT White				1		Q	1 12V		
N ON-OFF w/lamp		16A 125VAC	GE Grey	GE Grey				2		T	3 110V		
		1/2HP 250VAC	RE Red	RE Red				3		Q1	4 220V		
		1/4HP 125VAC	GR Green	GR Green				6		T1			
			BL Blue	BL Blue				7		S			
			OR Orange	OR Orange									
			YE Yellow	AM Amber									
			YE Yellow	YE Yellow									